



SACRED HEARTS KIDUCATION-2

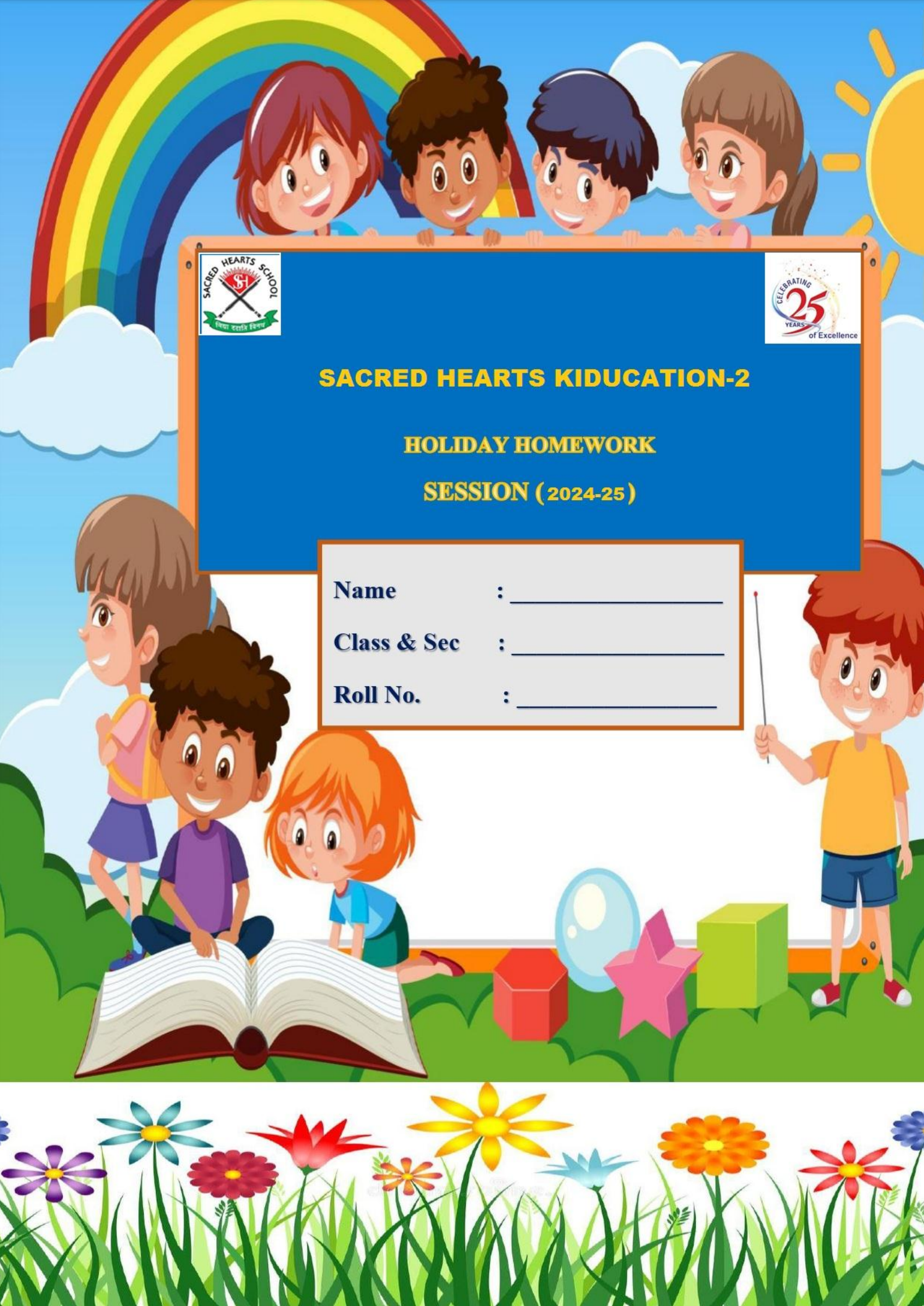
HOLIDAY HOMEWORK

SESSION (2024-25)

Name : _____

Class & Sec : _____

Roll No. : _____





Summertime, summertime, Let's go out and play.

Time for fun, and lots of sun.

I love this kind of day!

Summertime, summertime, Swimming to stay cool.

Pillow fights, and late night bites.

An awesome break from school!



Summer Vacation is a time full of fun games and activities. With that there are a lot of other things which you can do. For that we have planned some interesting work to make your summer full of creativity. So, go ahead and enjoy your summer break.

GUIDELINES FOR HOLIDAY HOMEWORK

- Holiday homework has to be done under the parental guidance.
- It must be done in a very neat and presentable manner.
- Revise the work done in the month of April and May for all subjects.
- Make your own time table to organize your daily routine like watching television, playing with friends, studying etc.
- Watch informative channels like Discovery kids, Animal Planet, YouTube Kids etc. to enhance your knowledge.
- Converse in English with your parent.
- Holiday Homework should be submitted in a folder by 3rd July 2024 (Wednesday). It must be labelled properly with the name, class and roll number of the child.


Looking forward to see you soon.

HAPPY HOLIDAYS!

TEAM SACRED HEARTS K-2

MATHEMATICS

Q3: Join the dots from 70-131 and find out what you have made. Also, colour it.



Q 4: Put the sign (>, < or =).



11 ○ 20

2 ○ 5

19 ○ 18

9 ○ 1

12 ○ 17

10 ○ 10

14 ○ 15

8 ○ 3

Match Pictures to Numbers Have Fun!



1st

2nd

3rd

4th

5th

6th

7th

8th

9th

10th



Write the number that comes before, after and between

After	Between	Before
14 <input type="text"/>	11 <input type="text"/> 13	<input type="text"/> 16
17 <input type="text"/>	16 <input type="text"/> 18	<input type="text"/> 18
15 <input type="text"/>	12 <input type="text"/> 14	<input type="text"/> 12
11 <input type="text"/>	15 <input type="text"/> 17	<input type="text"/> 13
16 <input type="text"/>	13 <input type="text"/> 15	<input type="text"/> 19
10 <input type="text"/>	10 <input type="text"/> 12	<input type="text"/> 15
19 <input type="text"/>	18 <input type="text"/> 20	<input type="text"/> 11

Arrange the numbers in ascending order

19, 16, 15, 13

<input type="text"/>	<input type="text"/>	<input type="text"/>	<input type="text"/>
----------------------	----------------------	----------------------	----------------------

15, 17, 19, 11

<input type="text"/>	<input type="text"/>	<input type="text"/>	<input type="text"/>
----------------------	----------------------	----------------------	----------------------

14, 12, 18, 10

<input type="text"/>	<input type="text"/>	<input type="text"/>	<input type="text"/>
----------------------	----------------------	----------------------	----------------------

Arrange the numbers in descending order

19, 16, 15, 13

<input type="text"/>	<input type="text"/>	<input type="text"/>	<input type="text"/>
----------------------	----------------------	----------------------	----------------------

15, 17, 19, 11

<input type="text"/>	<input type="text"/>	<input type="text"/>	<input type="text"/>
----------------------	----------------------	----------------------	----------------------

14, 12, 18, 10

<input type="text"/>	<input type="text"/>	<input type="text"/>	<input type="text"/>
----------------------	----------------------	----------------------	----------------------

MATHS

Prepare

Roll no. 1 to 7

Flash cards of numbers from 0 to 50.

&

2-D shapes like (Square, Rectangle, Triangle, Circle, Star etc) any 2.

(Roll no. 8 to 14)

Flash cards of numbers from 51 to 100.

&

2-D shapes like (Square, Rectangle, Triangle, Circle, Star etc) any 2.

(Roll no. 15 to 22)

Attractive Chart paper of Days in a week.

(Roll no. 23 to 33)

Attractive Chart paper of Months in a year.

ENVIRONMENTAL SCIENCE

Q6: Fill in the blanks from the words given in the help box.

see - smell - hear - touch - taste

I can _____ with my eyes.



I can _____ with my ears.



I can _____ with my hands.



I can _____ with my nose.




I can _____ with my tongue.



Look at the images and write the correct sense used.

Sight - Smell - Hearing - Touch - Taste



Activity -

Kindly make the following collage as per the given Roll No(Pictures are for reference only).

Use your creativity to make it innovative.



Healthy & Junk Food

Roll No 1-5



Food we get from the plants

Roll No 6-10



Food we get from the Animals

Roll No 11-15

ENGLISH

Q 7: Sight words

Choose the correct sight words.

and I the like see

1. I can ___ the bird!



2. The boy ___ girl play a game.



3. I ___ to eat ice-cream.



4. ___ man is tall.



5. ___ am five!



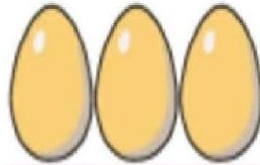


Q8: Write one and many for the following.



boy



boys



Q9: Fill in the blanks with This or That.

1. _____ is a cap.



2. _____ is a dog.



3. _____ is a boy.



4. _____ is a toy.



5. _____ is a flower.





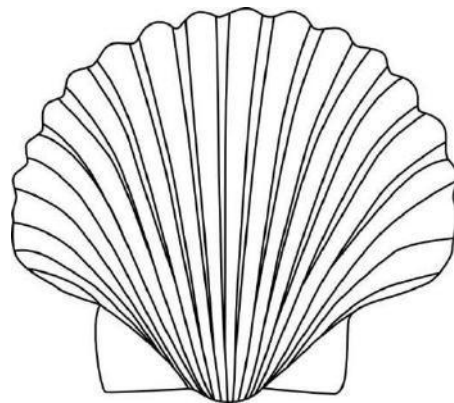

6. _____ is a ball.



7. _____ is a bed.



Q10: Name the following pictures with 'sh' and 'ch' sound words.




Q11: Noun Activity.

SWEET NOUNS

Read the nouns on the candy. Use the colour code to colour the candy

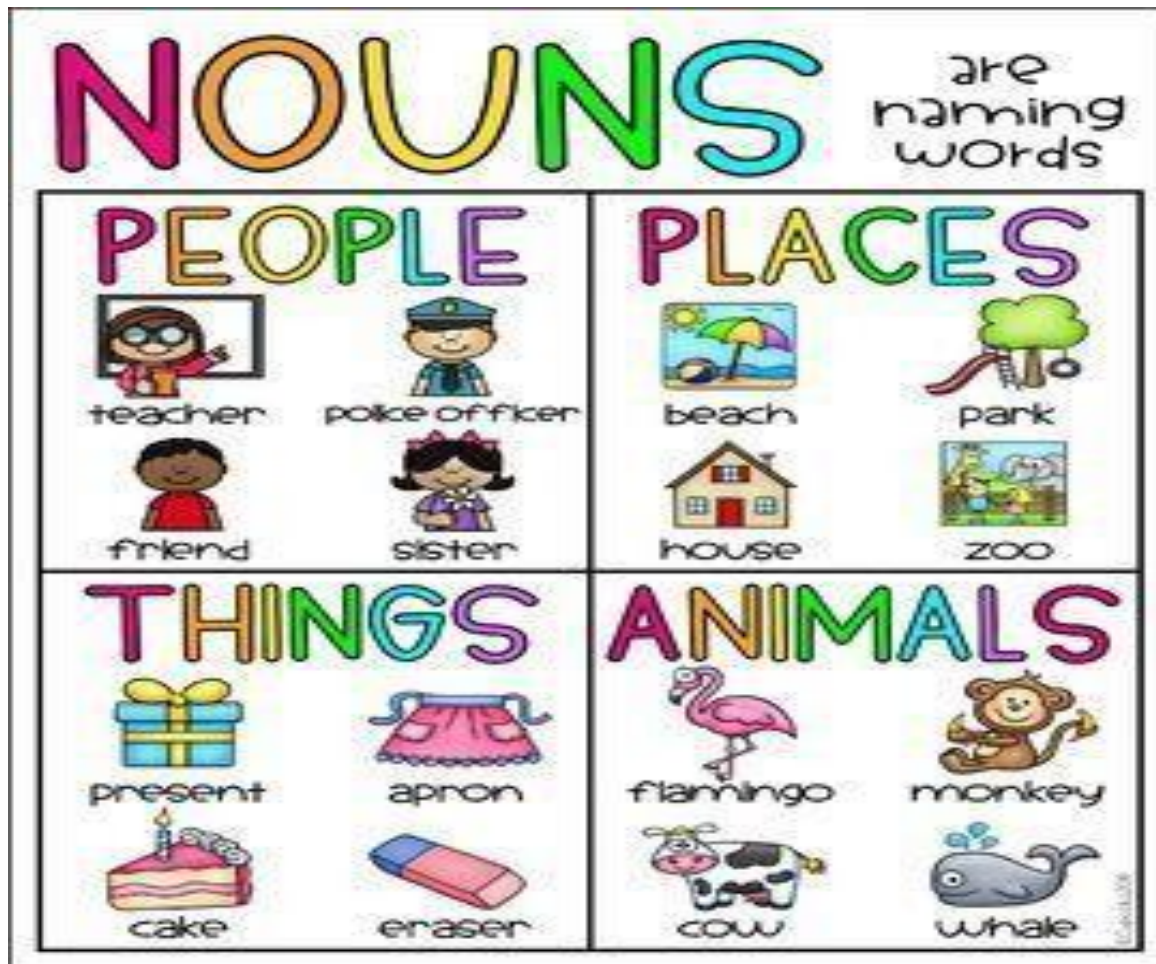
Colour Code : person - red place - purple
 thing - pink animal - orange



Activity: Noun Project

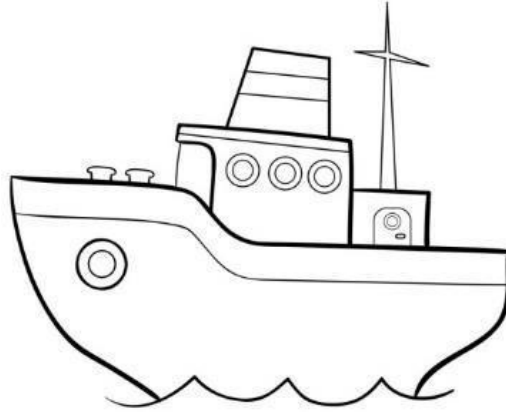

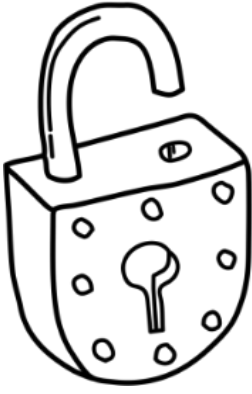
Incorporating English into art and craft activities can motivate students to express themselves better in language.

Let's make a collage, roll no 1-6- collage of people, 7-12 collage of places, 12-18 collage of things, 19-24 collage of animals. (Picture for the reference)



(घ) दिए गए क्रॉसवर्ड गिड में छुपे हुए शब्द ढूँढें और चित्रों में रंग भरें-

ता	खा	ती	गा	बा	ना
ला	ट	र	ज	ल	क
बा	द	ल	र	क	ह
ज	हा	ज	छा	ता	ल
आ	म	गा	य	व	वा
क	मी	ज़	ह	न	ई



(इ) वस्तुओं को पहचानकर उनके नाम लिखें और रंग भरें -

